

SPEC SHEET + MEASUREMENTS

PORT&CO.

Port & Co[™] Long Sleeve Performance Tee. PC380LS

Product photo



Rated UPF50 to help combat harmful UV rays, this tee also performs with Dry Zone® moisture-wicking technology to keep you cool, dry and comfortable.

- 3.8-ounce, 100% polyester
- UPF rating of 50
- Removable tag for comfort and relabeling
- Hemmed cuffs

Please note: This product is transitioning from tag-free labels to tear-away labels. Your order may contain a combination of both.

CARE INSTRUCTIONS

Machine wash cold, inside out with like colors. Only non-chlorine bleach when needed. Tumble dry low. Do not iron. Do not use fabric softener.

Sketches



front



back

SPEC SHEET + MEASUREMENTS

PORT&CO.

Port & Co™ Long Sleeve Performance Tee. PC380LS

PRODUCT MEASUREMENTS

	S	M	L	XL	2XL	3XL	4XL
Body Length at Back	28	29	30	31	32	32 1/2	33
Chest	20	21 1/2	23	24 1/2	26	28	30
Sleeve Length	34	34 3/4	35 1/2	36 1/4	37	37 3/4	38 1/2

Body Length at Back: Measured from high point shoulder to finished hem at back.

Chest: Measured across the chest one inch below armhole when laid flat.

Sleeve Length: Start at center of neck and measure down shoulder, down sleeve to hem.

SIZE CHARTS

	XS	S	M	L	XL	2XL	3XL	4XL
Chest	32-34	35-37	38-40	41-43	44-46	47-49	50-53	54-57

HOW TO MEASURE



CHEST

Measure under the arm and around the fullest part of the chest with arms down, keeping tape horizontal.





SPEC SHEET + MEASUREMENTS

PORT&CO.

Port & Co[™] Long Sleeve Performance Tee. PC380LS

COLORS

Please note: PMS code information is shown only when an exact match is available.

							
Athletic Maroon PMS 209C	Carolina Blue PMS 7682C	Charcoal PMS 4294C	Dark Green PMS 560C	Deep Navy PMS 532C	Grey Concrete PMS COOL GRAY 10C	Jet Black PMS BLACK C	Neon Yellow
							
Red PMS 200C	Royal PMS 2133C	Silver PMS 435C	True Royal PMS 7687C	White			