

SPEC SHEET + MEASUREMENTS

PORT&CO.

Port & Co[™] Long Sleeve Fan Favorite[™] Blend Tee.
PC455LS

Product photo



No matter what you are a fan of, this ultra-soft ring spun cotton/poly blend tee will match your enthusiasm.

- 4.5-ounce, 60/40 ring spun cotton/poly
- 4.5-ounce, 99/1 ring spun cotton/poly (Ash)
- Removable label for comfort and relabeling
- 1x1 rib knit neck
- Shoulder to shoulder taping

CARE INSTRUCTIONS

Machine wash cold with like colors: only non-chlorine bleached when needed, tumble dry low. Do not iron.

Sketches



front



back

SPEC SHEET + MEASUREMENTS

PORT&CO.

Port & Co[™] Long Sleeve Fan Favorite[™] Blend Tee.
PC455LS

PRODUCT MEASUREMENTS

	S	M	L	XL	2XL	3XL	4XL
Body Length at Back	28	29	30	31	32	32 1/2	33
Chest	19	20 1/2	22	23 1/2	25	27	29
Sleeve Length	34 1/2	35 1/4	36	36 3/4	37 1/2	38 1/4	39

Body Length at Back: Measured from high point shoulder to finished hem at back.

Chest: Measured across the chest one inch below armhole when laid flat.

Sleeve Length: Start at center of neck and measure down shoulder, down sleeve to hem.

SIZE CHARTS

	S	M	L	XL	2XL	3XL	4XL
Chest	35-37	38-40	41-43	44-46	47-49	50-53	54-57

HOW TO MEASURE



CHEST

Measure under the arm and around the fullest part of the chest with arms down, keeping tape horizontal.








SPEC SHEET + MEASUREMENTS

PORT&CO.

Port & Co[™] Long Sleeve Fan Favorite[™] Blend Tee.
PC455LS

COLORS

Please note: PMS code information is shown only when an exact match is available.

						
Black Heather PMS 433C	Bright Red Heather PMS 200C	Graphite Heather PMS COOL GREY 10C	Jet Black PMS BLACK C	Team Navy Heather PMS 533C	True Royal Heather PMS 7687C	White