

## SPEC SHEET + MEASUREMENTS

### District® Perfect Tri® Long Sleeve Tee. DM132

#### Product photo



The long sleeve version of our perfect tri crew.

- 4.5-ounce (153 GSM)
- 50/25/25 polyester/combed ring spun cotton/rayon, 32 singles
- Tear-away label
- 1x1 rib knit neck and cuffs
- Shoulder to shoulder taping

#### CARE INSTRUCTIONS

Machine wash cold with like colors. Only non-chlorine bleach, when needed. Tumble dry low. Warm iron, if necessary.

#### Sketches



front



back

# SPEC SHEET + MEASUREMENTS

## District® Perfect Tri® Long Sleeve Tee. DM132

### PRODUCT MEASUREMENTS

	XS	S	M	L	XL	2XL	3XL	4XL
Chest	19	20	21	22 1/2	24	25 1/2	27 1/2	29 1/2
Body Length at Back	27	28	29	30	31	32	32 1/2	33
Sleeve Length	34 1/4	35	35 3/4	36 1/2	37 1/4	38	38 3/4	39 1/2

**Chest:** Measured across the chest one inch below armhole when laid flat.

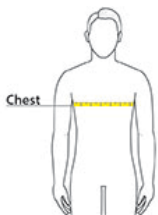
**Body Length at Back:** Measured from high point shoulder to finished hem at back.

**Sleeve Length:** Start at center of neck and measure down shoulder, down sleeve to hem.

### SIZE CHARTS

	XS	S	M	L	XL	2XL	3XL	4XL
Chest	32-34	35-37	38-40	41-43	44-46	47-49	50-53	54-57

### HOW TO MEASURE



#### CHEST













Measure under the arm and around the fullest part of the chest with arms down, keeping tape horizontal.

# SPEC SHEET + MEASUREMENTS

## District® Perfect Tri® Long Sleeve Tee. DM132

### COLORS

Please note: PMS code information is shown only when an exact match is available.

							
Black PMS BLACK C	Black Frost PMS 426C	Blush Frost PMS 2341C	Flint Blue Heather PMS 4136C	Grey Frost PMS COOL GREY 11C	Heathered Charcoal PMS 7540C	Military Green Frost PMS 7771C	Navy Frost PMS 2379C
							
New Navy PMS 533C	Red Frost PMS 200C	Royal Frost PMS 7684C	White				