

SPEC SHEET + MEASUREMENTS

PORT AUTHORITY

Port Authority® Adjustable Mesh Back Cap. C911

Product photo

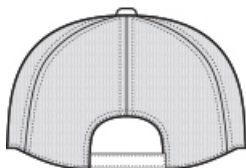


- 100% cotton twill front panels; 100% polyester mesh mid and back panels
- Structured
- Mid-profile
- Micro hook and loop closure

Sketches



front



back

SPEC SHEET + MEASUREMENTS

PORT AUTHORITY

Port Authority® Adjustable Mesh Back Cap. C911

PRODUCT MEASUREMENTS

	OSFA
Crown Height	6 1/2
Width of Front Panel(s)	7 1/4
Bill/Visor Length	2 3/4

Crown Height: Measure from middle of button at top, to brim seam along center front.

Width of Front Panel(s): Measure from side seam to side seam along bottom of crown (where bill meets crown along seam).

Bill/Visor Length: Measure from outside edge of bill to crown seam at center front.

SIZE CHARTS

	OSFA
Hat Size	6 5/8- 8
Head Size	20 7/8- 25 1/8

SPEC SHEET + MEASUREMENTS

PORT AUTHORITY

Port Authority® Adjustable Mesh Back Cap. C911








HOW TO MEASURE

HATS

Measure the circumference around the head, above the eyebrow and at the widest part of the head.
Divide number by 3.14 for hat size.

COLORS

Please note: PMS code information is shown only when an exact match is available.

						
Black PMS BLACK C	Carbon Grey	Chili Red PMS 201C	Radiant Royal PMS 7687C	Sage Green PMS 7771C	True Navy PMS 532C	White