

SPEC SHEET + MEASUREMENTS

PORT AUTHORITY

Port Authority® Core Soft Shell Vest. J325

Product photo



Keep your core warm and protected from the elements in this versatile vest that's easy on the budget.

- 100% polyester woven shell bonded to a water-resistant film insert and a 100% polyester microfleece lining
- 92/8 poly/spandex woven shell bonded to a water-resistant film insert and a 100% polyester microfleece lining (Heathers)
- 1000MM fabric waterproof rating
- 1000G/M² fabric breathability rating
- Wind-resistant and water-repellent
- Reverse coil zippers
- Zip-through cadet collar with chin guard
- Front zippered pockets
- Open hem

CARE INSTRUCTIONS

Machine wash cold with like colors, only non-chlorine bleach when needed. Tumble dry medium. Cool iron if necessary.

Sketches



front



back

SPEC SHEET + MEASUREMENTS

PORT AUTHORITY

Port Authority® Core Soft Shell Vest. J325

PRODUCT MEASUREMENTS

	XS	S	M	L	XL	2XL	3XL	4XL
Chest	19	20 1/2	22	23 1/2	25	26 1/2	28 1/2	30 1/2
Body Length at Front	26	27	28	29	30	31	31 1/2	32

Chest: Measured across the chest one inch below armhole when laid flat.

Body Length at Front: Measure from high point shoulder to lowest point of hem at front.

SIZE CHARTS

	XS	S	M	L	XL	2XL	3XL	4XL
Chest	32-34	35-37	38-40	41-43	44-46	47-49	50-53	54-57

HOW TO MEASURE



CHEST

Measure under the arm and around the fullest part of the chest with arms down, keeping tape horizontal.





SPEC SHEET + MEASUREMENTS

PORT AUTHORITY

Port Authority® Core Soft Shell Vest. J325

COLORS

Please note: PMS code information is shown only when an exact match is available.

			
Battleship Grey	Black PMS BLACK C	Black Charcoal Heather PMS 426C	Dress Blue Navy PMS 533C