

SPEC SHEET + MEASUREMENTS

PORT AUTHORITY

Port Authority® Glacier® Soft Shell Jacket. J790

Product photo



One of our most popular jackets, the Glacier is constructed from a polyester stretch woven shell, which is then bonded to polyester microfleece with an added laminate film insert. The result is a water-resistant jacket with stretch that's perfect for corporate or weekend wear.

- 96/4 poly/spandex stretch woven shell
- 100% polyester microfleece lining
- 1000MM fabric waterproof rating
- 1000G/M² fabric breathability rating
- Two-way zipper
- Zippered chest pocket
- Front zippered pockets
- Binding at cuffs
- Open hem

CARE INSTRUCTIONS

Machine wash cold. Do not dry clean, iron, bleach or tumble dry.

Sketches



front



back

SPEC SHEET + MEASUREMENTS

PORT AUTHORITY

Port Authority® Glacier® Soft Shell Jacket. J790

PRODUCT MEASUREMENTS

	XS	S	M	L	XL	2XL	3XL	4XL
Chest	20 1/2	22 1/2	24	25 1/2	27	28 1/2	30	31 1/2
Sleeve Length	31	33	35	36	37	37 1/2	38	38 1/2
Center-back Length	27	27 1/2	28	29	30	31	31 1/2	32

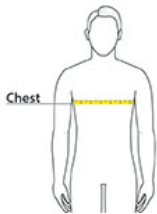
Chest: Measured across the chest one inch below armhole when laid flat.

Sleeve Length: Start at center of neck and measure down shoulder, down sleeve to hem.

SIZE CHARTS

	XS	S	M	L	XL	2XL	3XL	4XL	5XL	6XL	7XL	8XL	9XL	10XL
Chest	32-34	35-37	38-40	41-43	44-46	47-49	50-53	54-57	58-60	61-63	64-66	67-69	70-72	73-75

HOW TO MEASURE



CHEST

Measure under the arm and around the fullest part of the chest with arms down, keeping tape horizontal.




SPEC SHEET + MEASUREMENTS

PORT AUTHORITY

Port Authority® Glacier® Soft Shell Jacket. J790

COLORS

Please note: PMS code information is shown only when an exact match is available.

		
Atlantic Blue/ Chrome	Black/ Chrome PMS BLACK C	Smoke Grey/ Chrome PMS COOL GRAY 11C