

# SPEC SHEET + MEASUREMENTS

PORT AUTHORITY

## Port Authority® Insulated Waterproof Tech Jacket. J405

### Product photo



A weapon against cold and wet, this insulated tech jacket delivers 10K/10K weather protection. Critically seam-sealed, its exceptionally waterproof and breathable fabric sheds moisture thanks to a DWR finish. An adjustable hood and hem deliver customized protection as the elements change.

- 100% polyester canvas with TPU laminate and durable water-repellent (DWR) finish
- 100% polyester lining and fill
- 5.3-ounce polyfill (body), 3.5-ounce polyfill (hood and sleeves)
- 10,000MM fabric waterproof rating
- 10,000G/M<sup>2</sup> fabric breathability rating
- Attached, adjustable hood with locking drawcord
- Full-length exterior storm flap
- Interior zippered chest pocket
- Waterproof zippered front pockets
- Adjustable rubber tab cuffs
- Open hem with locking drawcord for adjustability
- Port Pocket™ for decoration access

### Sketches



front



back

### CARE INSTRUCTIONS

Machine wash cold with like colors. Only non-chlorine bleach when needed. Tumble dry low. Cool iron if necessary. Do not Dry Clean.

# SPEC SHEET + MEASUREMENTS

PORT AUTHORITY

Port Authority® Insulated Waterproof Tech Jacket. J405

## PRODUCT MEASUREMENTS

	XS	S	M	L	XL	2XL	3XL	4XL
Body Length at Back	29 1/2	30 1/2	31 1/2	32 1/2	33 1/2	34 1/2	35	35 1/2
Chest	21	22 1/2	24	25 1/2	27	28 1/2	30 1/2	32 1/2
Sleeve Length	35 1/4	36	36 3/4	37 1/2	38 1/4	39	39 3/4	40 1/2

**Body Length at Back:** Measured from high point shoulder to finished hem at back.

**Chest:** Measured across the chest one inch below armhole when laid flat.

**Sleeve Length:** Start at center of neck and measure down shoulder, down sleeve to hem.

## SIZE CHARTS

	XS	S	M	L	XL	2XL	3XL	4XL
Chest	32-34	35-37	38-40	41-43	44-46	47-49	50-53	54-57

## HOW TO MEASURE



### CHEST

Measure under the arm and around the fullest part of the chest with arms down, keeping tape horizontal.




# SPEC SHEET + MEASUREMENTS

PORT AUTHORITY

Port Authority® Insulated Waterproof Tech Jacket. J405

## COLORS

Please note: PMS code information is shown only when an exact match is available.

		
Cobalt Blue PMS 654C	Deep Black PMS BLACK C	Shadow Grey/ Storm Grey PMS COOL GREY 10 C