

# SPEC SHEET + MEASUREMENTS

PORT AUTHORITY

## Port Authority® Tech Rain Jacket. J406

### Product photo



Don't let its lightweight appearance fool you. This waterproof 2-layer tech jacket delivers serious rain and wind protection thanks to a 10K/10K waterproof, breathable fabric, a DWR finish and fully sealed seams.

- 100% polyester canvas with TPU laminate and durable water-repellent (DWR) finish
- 100% polyester lining
- 10,000MM fabric waterproof rating
- 10,000G/M<sup>2</sup> fabric breathability rating
- Attached, adjustable hood with locking drawcord
- Full-length interior storm flap with chin guard
- Interior zippered chest pocket
- Waterproof center front zipper
- Covered front reverse coil zippered pockets
- Adjustable rubber tab cuffs
- Adjustable locking drawcord at hem
- Port Pocket™ for decoration access

### Sketches



front



back

Shown layered with the F224 Port Authority Microfleece 1/2-Zip Pullover in Pearl Grey (sold separately).

### CARE INSTRUCTIONS

Machine wash cold with like colors. Only non-chlorine bleach when needed. Tumble dry low. Cool iron if necessary. Do not Dry Clean.

# SPEC SHEET + MEASUREMENTS

PORT AUTHORITY

Port Authority® Tech Rain Jacket. J406

## PRODUCT MEASUREMENTS

	XS	S	M	L	XL	2XL	3XL	4XL
Body Length at Back	28	29	30	31	32	33	33 1/2	34
Chest	20 1/2	22	23 1/2	25	26 1/2	28	30	32
Sleeve Length	34 3/4	35 1/2	36 1/4	37	37 3/4	38 1/2	39 1/4	40

**Body Length at Back:** Measured from high point shoulder to finished hem at back.

**Chest:** Measured across the chest one inch below armhole when laid flat.

**Sleeve Length:** Start at center of neck and measure down shoulder, down sleeve to hem.

## SIZE CHARTS

	XS	S	M	L	XL	2XL	3XL	4XL
Chest	32-34	35-37	38-40	41-43	44-46	47-49	50-53	54-57

## HOW TO MEASURE



### CHEST

Measure under the arm and around the fullest part of the chest with arms down, keeping tape horizontal.




# SPEC SHEET + MEASUREMENTS

PORT AUTHORITY

Port Authority® Tech Rain Jacket. J406

## COLORS

Please note: PMS code information is shown only when an exact match is available.

		
Deep Black PMS BLACK C	Estate Blue/ Cobalt Blue PMS 2767C	Storm Grey/ Shadow Grey PMS COOL GREY 10 C