

# SPEC SHEET + MEASUREMENTS

PORT AUTHORITY

## Port Authority® Long Sleeve Carefree Poplin Shirt. W100

### Product photo



Lightweight and breathable, our cotton-rich shirts keep their professional edge thanks to a stain-release finish, which releases stains during washing. Budget-friendly and durable, these virtually carefree shirts feature an Easy Care blend and finish. They also color-coordinate with our Core Classic Pique styles for seamless uniforming.

- 3.3-ounce, 55/45 cotton/poly
- Easy Care
- Stain release
- Breathable
- Dyed-to-match buttons
- Button-down collar
- Back box pleat
- Left chest pocket
- Rounded adjustable cuffs

### CARE INSTRUCTIONS

Machine wash cold with like colors. Only non-chlorine bleach if needed. Tumble dry low. Warm iron, if needed.

### Sketches



front



back

# SPEC SHEET + MEASUREMENTS

PORT AUTHORITY

Port Authority® Long Sleeve Carefree Poplin Shirt. W100

## PRODUCT MEASUREMENTS

	XS	S	M	L	XL	2XL	3XL	4XL
Chest	20	21 1/2	23	24 1/2	26	27 1/2	29 1/2	31 1/2
Body Length at Back	30	31	32	33	34	35	35	36
Sleeve Length	33 3/4	34 1/2	35 1/4	36	36 3/4	37 1/2	38 1/4	39
Pocket Height	5 1/8	5 1/8	5 3/8	5 3/8	5 3/8	5 3/8	5 3/8	5 5/8
Pocket Width	4 5/8	4 5/8	4 7/8	4 7/8	4 7/8	4 7/8	4 7/8	5 1/8
Neck	17	17	17 1/2	18	19	19 3/4	20 1/2	21 1/4

**Chest:** Measured across the chest one inch below armhole when laid flat.

**Body Length at Back:** Measured from high point shoulder to finished hem at back.

**Sleeve Length:** Start at center of neck and measure down shoulder, down sleeve to hem.

**Pocket Height:** Measure from top to bottom at center.

**Pocket Width:** Measure from side to side at top edge.

**Neck:** Measured from center of button to center of buttonhole.

# SPEC SHEET + MEASUREMENTS

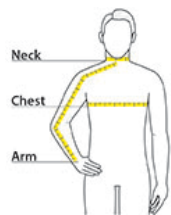
PORT AUTHORITY

Port Authority® Long Sleeve Carefree Poplin Shirt. W100

## SIZE CHARTS

	XS	S	M	L	XL	2XL	3XL	4XL
Chest	32-34	35-37	38-40	41-43	44-46	47-49	50-53	54-57
Neck	14 1/2-15	15-15 1/2	15 1/2-16	16-16 1/2	16 1/2-17	17-17 1/2	17 1/2-18	18-18 1/2
Arm	30 1/2	32	34	35	36 1/2	37 1/2	38 1/2	39 1/2

## HOW TO MEASURE



**Neck** Measure around the fullest part of the neck at the base.

**Chest Width** Measure under the arm and around the fullest part of the chest with arms down, keeping tape horizontal. **Arm** Place hand on hip. Start at the center of the back of the neck and measure across the shoulder, to the elbow, and then down to the wrist.











# SPEC SHEET + MEASUREMENTS

PORT AUTHORITY

Port Authority® Long Sleeve Carefree Poplin Shirt. W100

## COLORS

Please note: PMS code information is shown only when an exact match is available.

							
Burgundy PMS 7428C	Carolina Blue PMS 2142C	Deep Black PMS BLACK C	Deep Forest Green PMS 5605C	Graphite PMS 7540C	Gusty Grey PMS COOL GRAY 8C	Rich Red PMS 207C	River Blue Navy PMS 533C
							
True Royal PMS 7687C	White						